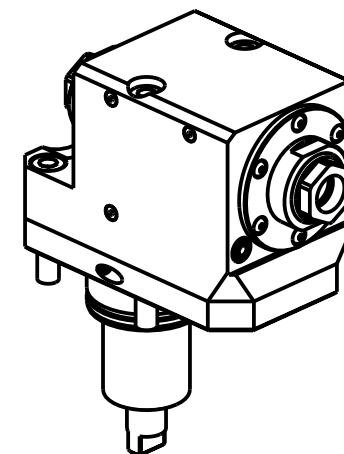
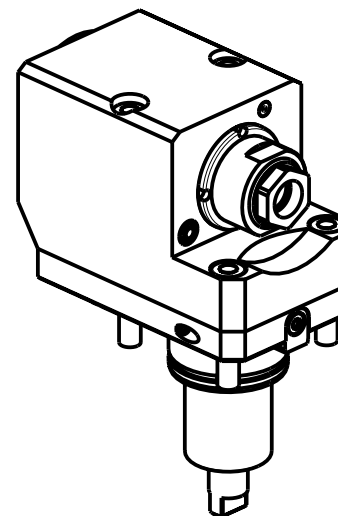


**ATTENZIONE - ATTENTION - ACHTUNG**

- Per lo smontaggio degli utensili utilizzare sempre la chiave di contrasto come indicato nel manuale d'uso.
- For disassembly of the tools use always the contrast key as mentioned in the user instructions.
- Fuer das Abmontieren der Werkzeuge immer den Gegenschlüssel benutzen wie in der Bedienungsanleitung erwaeht.

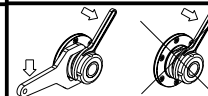


| Cod. MT | Mandrino Spindle Spindel | I   | RPM  | Coppia Max Max Torque Max Drehmoment | Reversibile lato mandrino/contromandrino Reversible sub/main spindle side Umkehrbare Spindel-seite/ Gegenspindel-seite | Lubrificazione est. Ext. coolant Aussenkuehlung | CHIAVI NON INCLUSE Keys not included Schluessel nicht inbegriffen |        |
|---------|--------------------------|-----|------|--------------------------------------|--|---|---|--------|
| 0632525 | ERA25+ERA25              | 1:1 | 6000 | 50Nm                                 | X  | X   | CHUB27  | CHUB38 |

HW ACHEON  
CUTEX 160/180

MODULO MOTORIZZATO ASSIALE ARRETRATO BISPORGENTE  
Axial opposite face rear-set driven tool  
Axial angetriebenes Werkzeug zurueckversetzt halb vorspringend

Subject to change without notice.



**M.T. srl**  
Via Casino Albini 480  
Tel. 0541/956034-957884  
Fax 0541/956341  
47842 S. GIOVANNI IN M. (RN)  
e-mail: mtma@mtmarchetti.com  
http://www.mtmarchetti.com



HW C 243-1-10