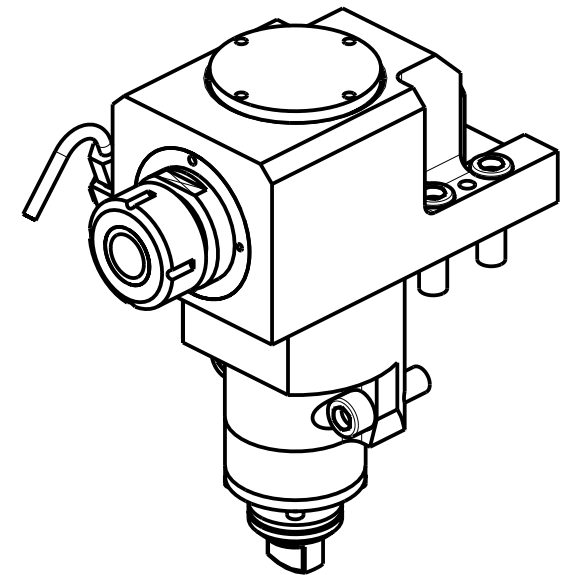
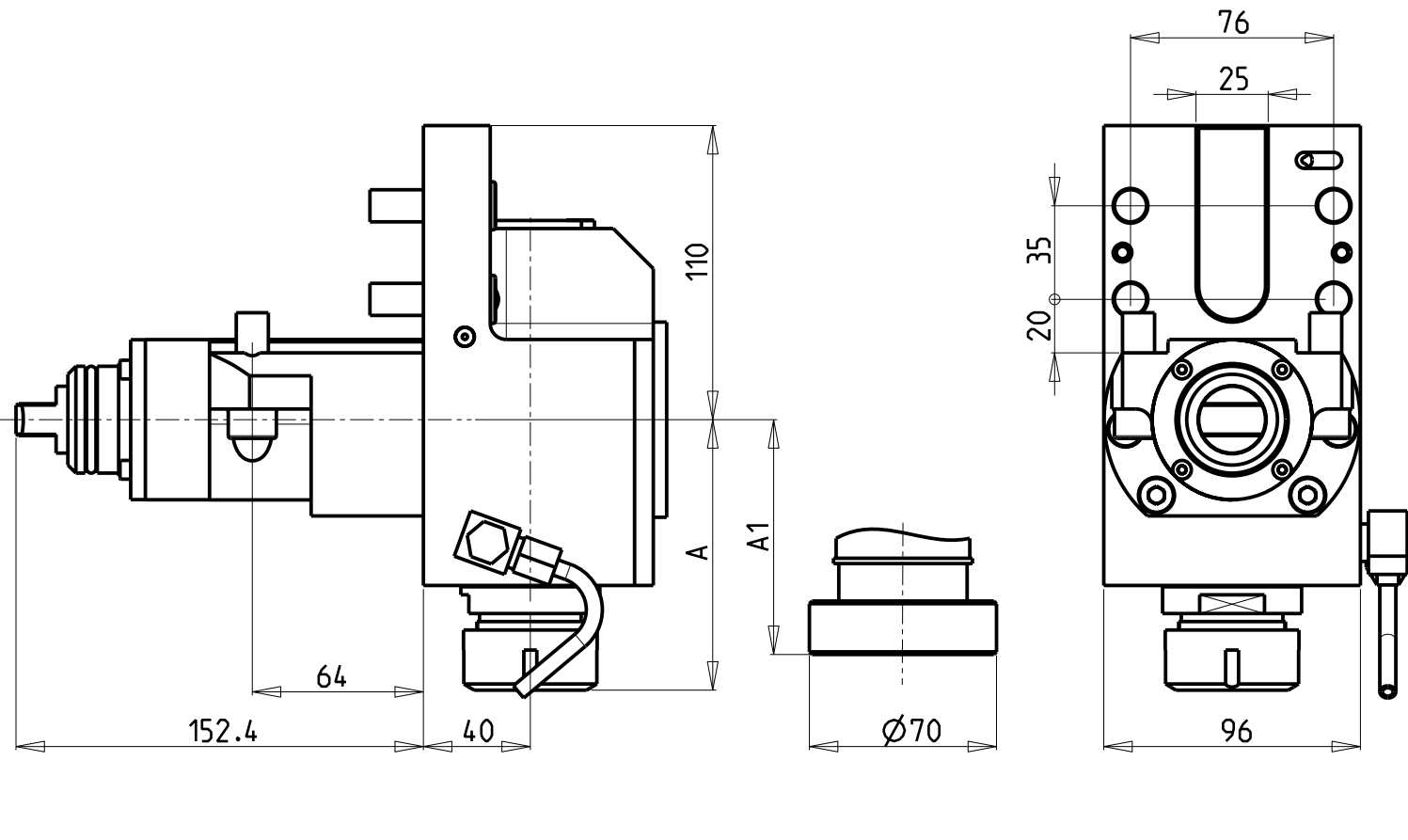


ATTENZIONE - ATTENTION - ACHTUNG

- Per lo smontaggio degli utensili utilizzare sempre la chiave di contrasto come indicato nel manuale d'uso.
- For disassembly of the tools use always the contrast key as mentioned in the user instructions.
- Fuer das Abmontieren der Werkzeuge immer den Gegenschlüssel benutzen wie in der Bedienungsanleitung erwaeht.

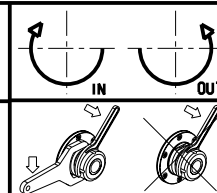


Cod. MT	Mandrino Spindle Spindel	I	RPM	Coppia Max Max Torque Max Drehmoment	Lubrificazione est. Ext. coolant Ausseukuehlung	A	A1	CHIAVI NON INCLUSE Keys not included Schluesssel nicht einbegriffen	
M0100832	ER32	2:1	3000	90Nm	X	101.16	-	CHUB46	CHSTER32
M0100470	Ø70	2:1	3000	90Nm	X	-	98.5	-	-

DMG-MORI
MOD: SL300/303

MODULO MOTORIZZATO ASSIALE RIDOTTO I=2:1
Axial geared-down I=2:1 driven tool
Axial angetriebenes Werkzeug untersetzt I=2:1

Subject to change without notice.



M.T. srl
Via Casino Albini 480
Tel. 0541/956034-957884
Fax 0541/956341
47842 S. GIOVANNI IN M. (RN)
e-mail: mtma@mtmarchetti.com
http://www.mtmarchetti.com



MSL190-3-10