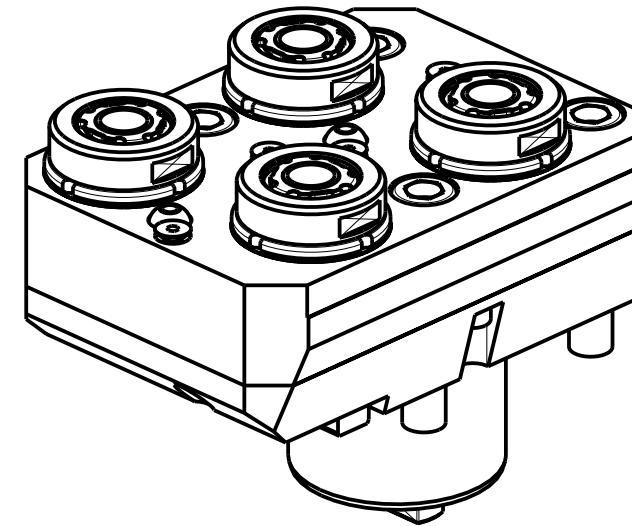
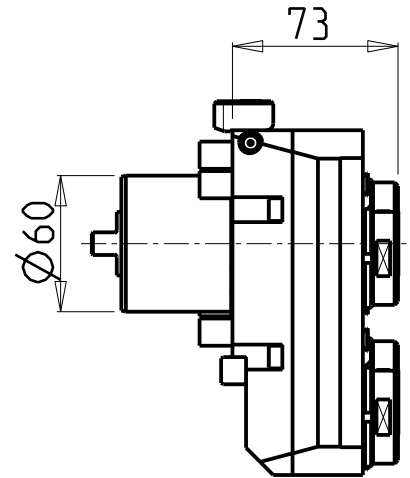
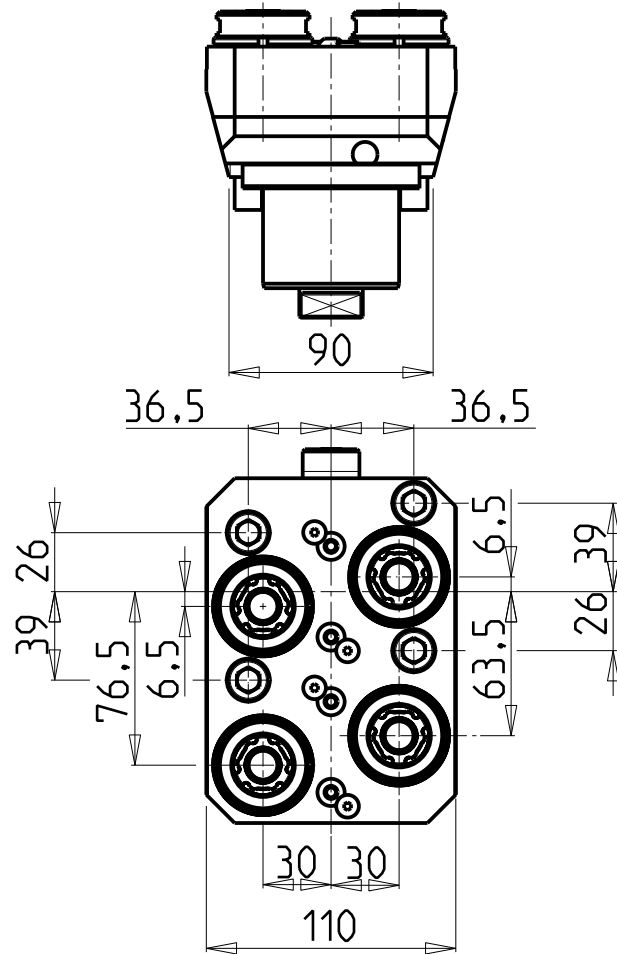


ATTENZIONE - ATTENTION - ACHTUNG

- Per lo smontaggio degli utensili utilizzare sempre la chiave di contrasto come indicato nel manuale d'uso.
- For disassembly of the tools use always the contrast key as mentioned in the user instructions.
- Fuer das Abmontieren der Werkzeuge immer den Gegenschlüssel benutzen wie in der Bedienungsanleitung erwaeht.



Cod. MT	Mandrino Spindle Spindel	I	RPM	Coppia Max Max Torque Max Drehmoment	N°Utensili N°Tools N°Werkzeuge	Reversibile lato mandrino/contromandrino Reversible sub/main spindle side Umkehrbare Spindel-seite/Gegenspindel-seite	Lubrificazione est. Ext. coolant Aussenkuehlung	CHIAVI INCLUSE Keys included Schluessel einbegriffen		
OKU1330125	ERA20	1:1	6000	30Nm	4	X	X	CHUB22	CHUB38	CHTAER20ZC •

- Chiave inclusa
- Key included
- Schluessel inbegriffen

OKUMA

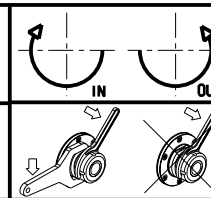
MOD: LB2000-2500-3000EX(I) MY/MYW - LB2000-2500-3000EX(II) MY/MYW - LU3000EX MY
GENOS L300 MYW - GENOS L3000e MY

MODULO MOTORIZZATO RADIALE 4 USCITE

Radial 4 head driven tool

Radial angetriebenes Werkzeug 4 Ausgaenge

Subject to change without notice.



M.T. srl

Via Casino Albini 480
Tel. 0541/956034-957884
Fax 0541/956341
47842 S. GIOVANNI IN M. (RN)
e-mail: mtma@mtmarchetti.com
http://www.mtmarchetti.com



OKU100-4-00