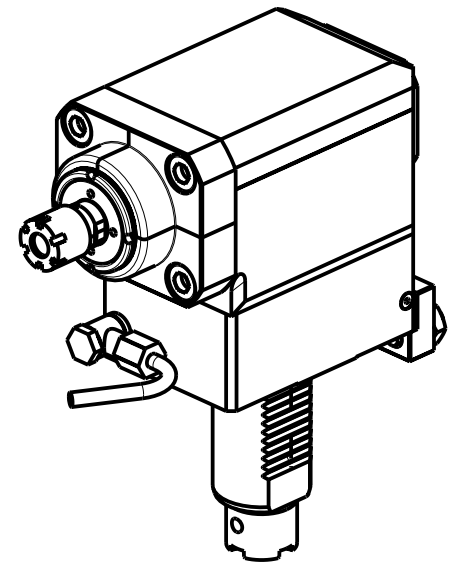
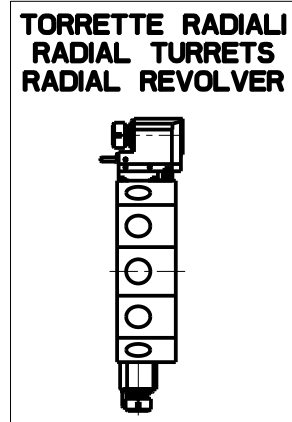


ATTENZIONE - ATTENTION - ACHTUNG

- Per lo smontaggio degli utensili utilizzare sempre la chiave di contrasto come indicato nel manuale d'uso.
- For disassembly of the tools use always the contrast key as mentioned in the user instructions.
- Fuer das Abmontieren der Werkzeuge immer den Gegenschlüssel benutzen wie in der Bedienungsanleitung erwaeht.

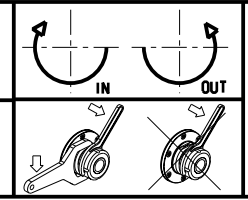


Cod. MT	Mandrino Spindle Spindel	I	RPM	Coppia Max Max Torque Max Drehmoment	Lubrificazione est. Ext. coolant Aussenkuehlung	CHIAVI INCLUSE Keys included Schlüssel einbegriffen	
OKU1280016	ER16	1:3	12000	10Nm	X	CHUB17	CHMNER16

OKUMA
 MOD: LB15/300 - LT15/300 - LR15 - LU15M - LU300M - MACTURN 250/350/550

MODULO MOTORIZZATO ASSIALE PER CONTROMANDRINO MOLTIPLICATO I=1:3 VDI40 H=90mm
 Axial geared-up I=1:3 driven tool for subspindle VDI40 H=90mm
 Axial angetriebenes Werkzeug fuer Gegenspindel uebersetzt I=1:3 VDI40 H=90mm

Subject to change without notice.



M.T. srl
 Via Casino Albini 480
 Tel. 0541/956034-957884
 Fax 0541/956341
 47842 S. GIOVANNI IN M. (RN)
 e-mail: mtma@mtmarchetti.com
 http://www.mtmarchetti.com

