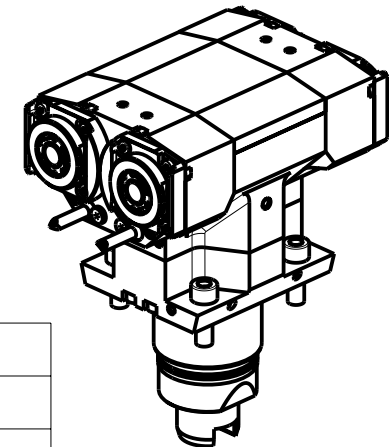
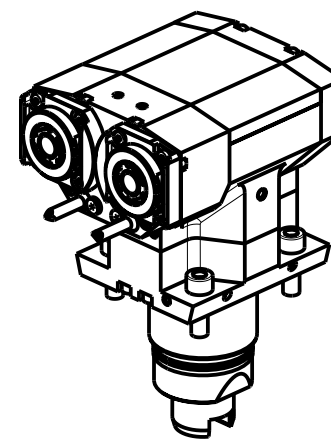


### ATTENZIONE - ATTENTION - ACHTUNG

- Per lo smontaggio degli utensili utilizzare sempre la chiave di contrasto come indicato nel manuale d'uso.
- For disassembly of the tools use always the contrast key as mentioned in the user instructions.
- Fuer das Abmontieren der Werkzeuge immer den Gegenschlüssel benutzen wie in der Bedienungsanleitung erwaeht.

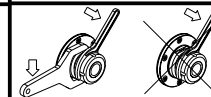


- Chiave inclusa
- Key included
- Schluessel inbegriffen

Cod. MT	Mandrino Spindel Spindel	I	RPM	Coppia Max Max Torque Max Drehmoment	N°Utensili N° Tools N° Werkzeuge	Reversibile lato mandrino/contromandrino	Lubrificazione int. Coolant through Innenkuehlung	Lubr.esterna Ext. coolant Aussenkuehlung	B	CHIAVI NON INCLUDE Keys not included Schluessel nicht einbegriffen		
						Reversible sub/main spindle side Umkehrbare Spindel-seite/ Gegenspindel-seite						
TSM0150120	ERA20	1:1	5000	50Nm	2	X	-	X	56.8	CHUB22	CHTAER20ZC	OKU0290009
TSM0151120	ERA20+ERA20	1:1	5000	50Nm	2+2	X	-	X	94.8	CHUB22	CHTAER20ZC	OKU0290009
TSM0150220	ERA20	1:1	5000	50Nm	2	X	P=70bar	X	56.8	CHUB22	CHTAER20ZC	OKU0290009
TSM0151220	ERA20+ERA20	1:1	5000	50Nm	2+2	X	P=70bar	X	94.8	CHUB22	CHTAER20ZC	OKU0290009

TSUGAMI  
MOD: M06 - M08

MODULO MOTORIZZATO ASSIALE 2/4 USCITE IN Y  
Axial multiple 2/4 outlet driven tool in Y  
Axial angetriebenes Mehrspindel-Werkzeug 2/4 Ausgaenge in Y



**M.T. srl**

Via Casino Albini 480  
Tel. 0541/956034-957884  
Fax 0541/956341  
47842 S. GIOVANNI IN M. (RN)  
e-mail: mtma@mtmarchetti.com  
http://www.mtmarchetti.com



TSM268-3-00

Subject to change without notice.

03/2024